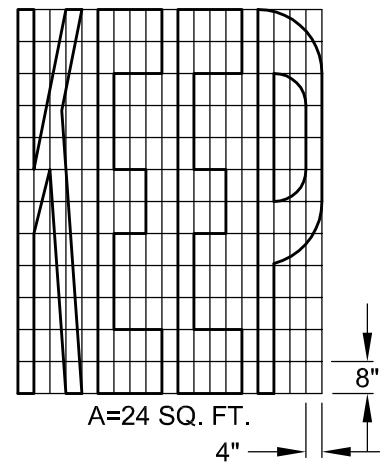

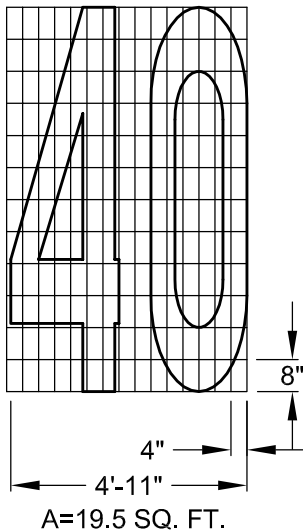
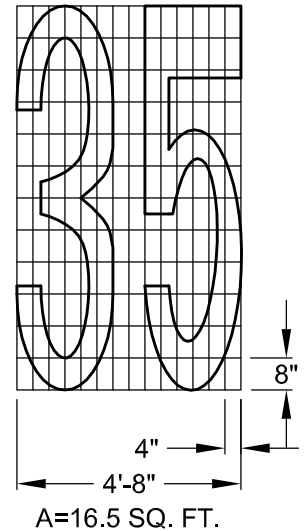
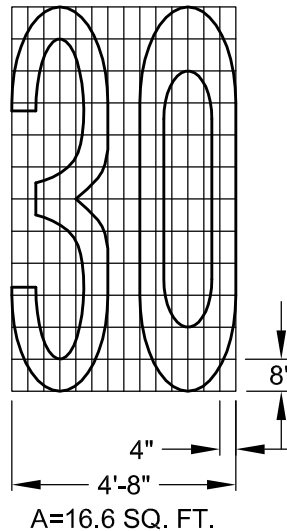
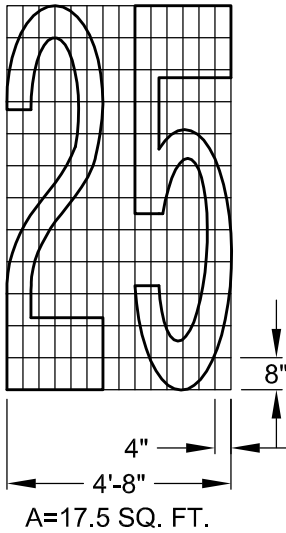




CITY OF LODI

PUBLIC WORKS DEPARTMENT

PAVEMENT MARKING DETAILS



ALL PAVEMENT WORD HEIGHTS ARE 8' TALL UNLESS OTHERWISE NOTED.

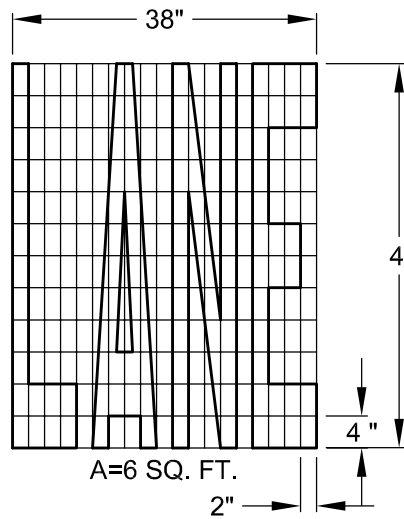
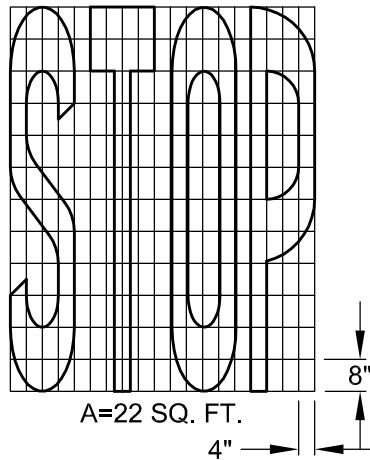
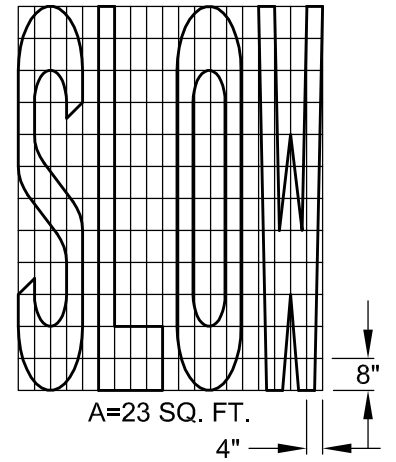
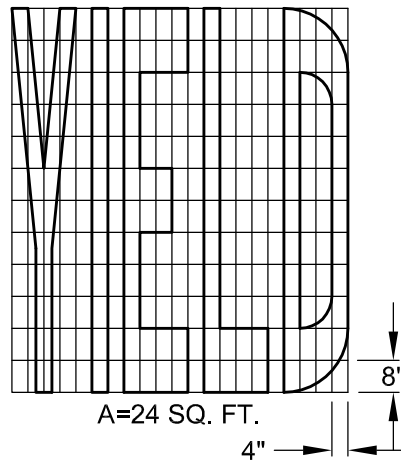
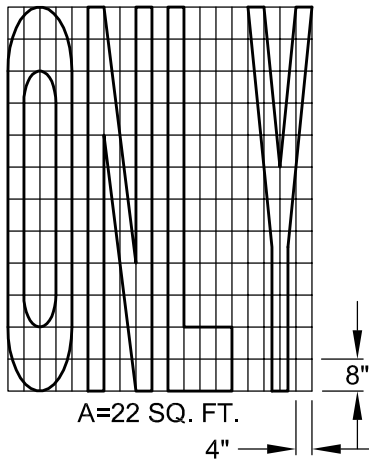
| Dr. | JSB | No. | Date | Revision | Appr. | Approved By: | STD PLAN |
|------|------|-----|---------|---------------------|-------|---|----------|
| Ch. | PJF | 1 | 8/13/07 | ADDED 30 MPH LEGEND | | <i>F. Wally Sandellin</i> | |
| Date | 2/04 | | | | | F. Wally Sandellin City Engineer R.C.E. 39895 | 711-1 |
| | | | | | | 8/13/07 Date | |



CITY OF LODI

PUBLIC WORKS DEPARTMENT

PAVEMENT MARKING DETAILS



ALL PAVEMENT WORD HEIGHTS ARE 8' TALL UNLESS OTHERWISE NOTED.

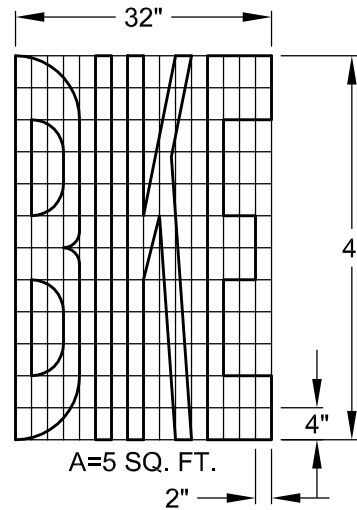
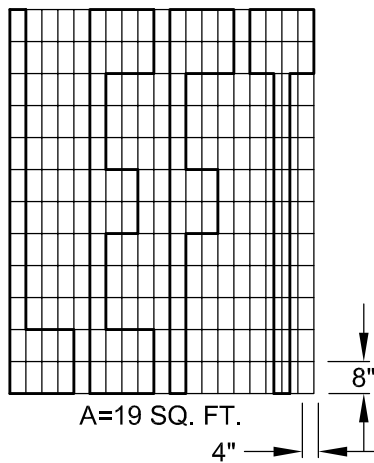
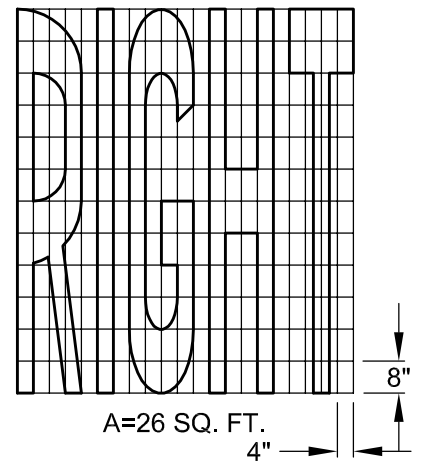
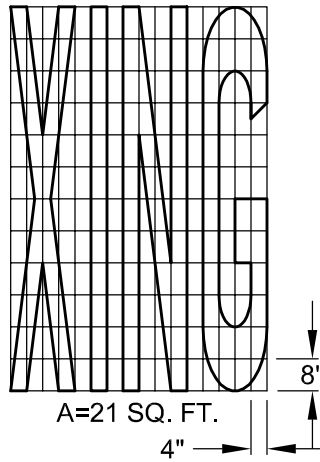
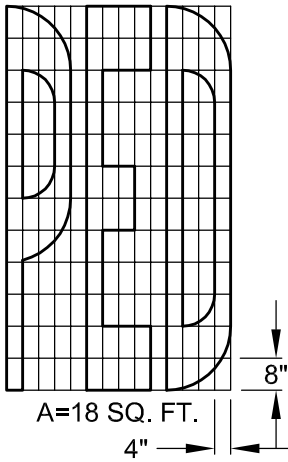
| Dr. | No. | Date | Revision | Appr. | Approved By: | STD PLAN |
|------|-----|------|----------|---------|---|----------|
| JSB | | | | | F. Wally Sandellin City Engineer R.C.E. 39895 | 711-2 |
| Ch. | | | | 2/12/04 | | |
| Date | | | | Date | | |
| 2/04 | | | | | | |



CITY OF LODI

PUBLIC WORKS DEPARTMENT

PAVEMENT MARKING DETAILS



ALL PAVEMENT WORD HEIGHTS ARE 8' TALL UNLESS OTHERWISE NOTED.

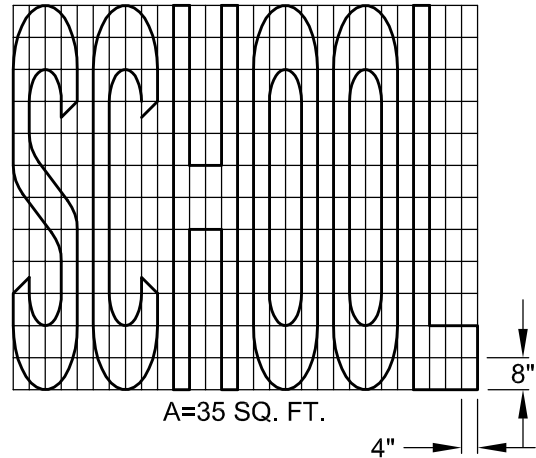
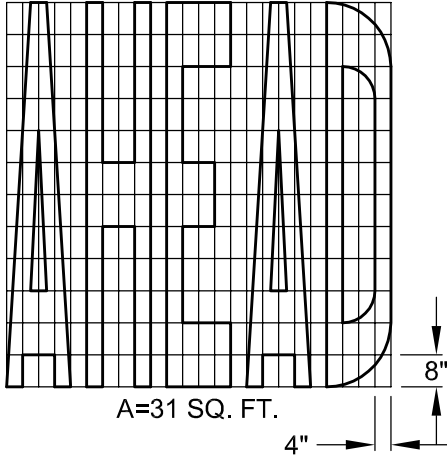
| Dr. | No. | Date | Revision | Appr. | Approved By: | STD PLAN |
|------|-----|------|----------|---------|---|----------|
| JSB | | | | | F. Wally Sandellin City Engineer R.C.E. 39895 | 711-3 |
| Ch. | | | | 2/12/04 | | |
| Date | | | | Date | | |
| 2/04 | | | | | | |



CITY OF LODI

PUBLIC WORKS DEPARTMENT

PAVEMENT MARKING DETAILS



ALL PAVEMENT WORD HEIGHTS ARE 8' TALL UNLESS OTHERWISE NOTED.

| Dr. | No. | Date | Revision | Appr. | Approved By: | STD PLAN |
|------|-----|------|----------|-------|---|----------|
| JSB | | | | | F. Wally Sandellin City Engineer R.C.E. 39895 | 711-4 |
| Ch. | | | | | | |
| Date | | | | | | |
| 2/04 | | | | | 2/12/04 Date | |